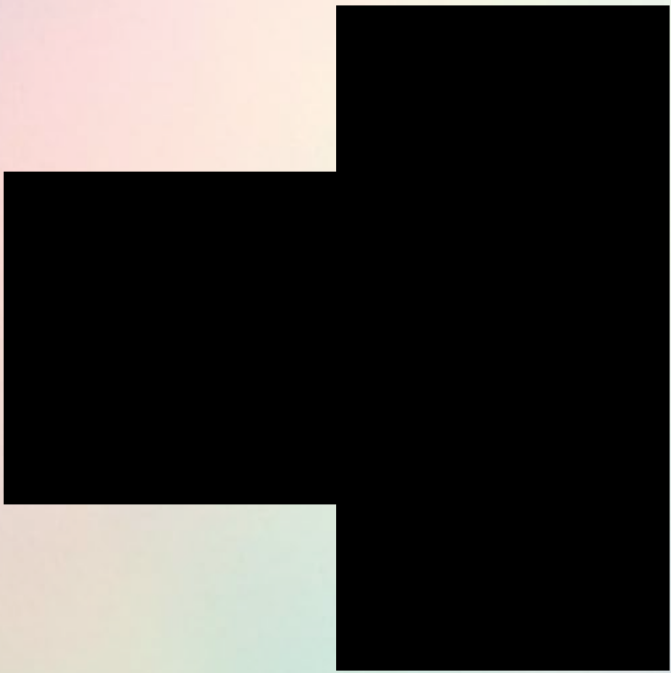



THE PRODUCTS



LEADER
CONTRACT

TM



DISCOVER MORE

THE

COMPANY

TM LEADER CONTRACT has established itself as a pioneer in the contract sector, currently performing projects worldwide and achieving increasingly notable global expansion.

Passion for excellence and commitment to innovation are its core values when offering products and creating unique environments. Find out more about the company by scanning the QR code.

ABOUT US

A more than 26.000 m² production plant

Located in Yecla (Murcia), the company has, over its more than 40 years of history, evolved from a small handicraft workshop into an internationally recognized leader in constant expansion. With advanced technology and innovation, it is capable of completing each project from start to finish.



TM LEADER CONTRACT boasts an extensive catalogue of original designs that includes chairs, armchairs, stools, lounge chairs, sofas, tables, and other items of furniture. Each piece in this catalogue has been meticulously crafted, blending geometric shapes with organic lines. The new palette of vibrant colours and metallic materials further enhances the collection, transporting us to a future brimming with modernity and style.

**THE
CREA
TIVE**

COLLECTION

5

INDEX

16 **CHAIRS**

39 **ARMCHAIRS**

67 **STOOLS**

72 **LOUNGE CHAIRS**

102 **SOFAS**

112 **MODULAR SOFAS**

123 **SOFA BEDS**

128 **POUFS**

139 **TABLES**

146 **AUXILIARY TABLES**

161 **HEADBOARDS & BASES**

CHAIRS



CORA
2333-02 / p.18



CORA
2333-06 / p.18



HEMSON
2338 / p.26



HEMSON
2339 / p.26



JADE
2330 / p.24



JADE WIDE
2331 / p.25



MERY
2328-06 / p.32



NORBERT M
2342 / p.22



NORBERT M
2343 / p.22



NORBERT W
2340 / p.20



NORBERT W
2341 / p.20



ORBIT
2310 / p.30



PAUL
2327 / p.34



SUAU
2326-02 / p.36



SUAU
2326-06 / p.36



TULIP
2335 / p.35

ARMCHAIRS



ARYA
2291 / p.50



BOSCO
9287 / p.46



BOSCO
9287-06 / p.46



CHERRY
2334 / p.54



CORA
2332-02 / p.48



CORA
2332-06 / p.48



DEVON
9424-S / p.42



LEG
2322 / p.40



RIPPLE
2325-02 / p.56



RIPPLE
2325-06 / p.56



SAUL
9417-B / p.60



SWING
2324 / p.62



TULIP
2336 / p.58



TWIST
2323 / p.44



ZARINA
2329 / p.64

LOUNGE CHAIRS



ALDRIN
9428 / p.74



CONRAD
9427 / p.76



CORA
9332-02 / p.78



CORA
9332-06 / p.78



DENVER
9425-L / p.80



DENVER
9425-S / p.80



DEVON
9424-L / p.84



DEVON
9424-M / p.84



LEG
9431 / p.88



MISO
9440 / p.90



PAD
958 / p.92



PEACH
9438 / p.93



RIPPLE
9430-02 / p.94



RIPPLE
9430-06 / p.94



RONDA
9393 / p.98



SAND
9439 / p.86



SAND
9439-06 / p.86



SAUL
9417-A / p.100



SWAN
948 / p.99



SWING
9429 / p.96

STOOLS



CORA
7332-06 / p.68



JADE
7330 / p.69



ORBIT
7310 / p.70



PAUL
7327 / p.71

SOFAS



EVAN
962 / p.108



MIAMI
954 / p.104



PEBBLE
966 / p.105



SUSHI
959 / p.110



SWAN
948 / p.111



TEO
878 / p.109

MODULAR SOFAS



PEBBLE
966 / p.118



SUSHI
959 / p.114

SOFA BEDS



AROX
967 / p.124



MAMBA
910 / p.125



PERSEO
941 / p.126



SOLVI
912 / p.127

POUFS



ASTER
9436 / p.130



CHERRY
9433 / p.131



CHERRY
9433-D / p.131



FUNGI
9437 / p.133



GUMMY
9434 / p.134



NOVA
9435 / p.135



NUN
1159 / p.136



PIO
2337 / p.132



SAGIR
/ p.137



SAKI
/ p.137

TABLES



BARRY
1103-03 / p.140



BARRY
1103-01 / p.140



LENI
1086-03 / p.145



LENI
1086-01 / p.145



LEXA
1154-01 / p.144



MOSU
1134-01 / p.142



NUN
1160 / p.141



RAY
1072-03 / p.143



RAY
1071-01 / p.143

AUXILIARY TABLES



ARES
1110 / p.158



CELL
1130 / p.148



DAIKIRI
1127-A / p.152



DAIKIRI
1127-B / p.152



LUNA
1126 / p.155



MITO
1133 / p.149



MOSU
1134-05 / p.154



PAD
1157-L / p.159



PAD
1157-S / p.159



RIALTO
1131 / p.156



UMBRA
1128-S / p.150



UMBRA
1128-M / p.151



UMBRA
1128-L / p.151



VOLTA
1129 / p.157

HEADBOARDS



HELA
5101 / p.162



NEKA
5102 / p.162



RIZZA
5106 / p.163




SURI
5105 / p.163

BASES



RINA
5201 / p.164



SKAI
5203 / p.165

CORRA



2333-02



2333-06



Nordic essence with curved and organic lines offering a casual and dynamic look. Ideal for collaborative spaces.

The ingenuity in its construction achieves a very functional and elegant design, with a robust and resistant structure available in metal or wood.

NORBERT W



2340



2341





NORBERT M



2342



2343



Its versatile design, available with or without arms, makes it an attractive and functional option for use in a wide range of environments.

JADE



2331



JADE

WIDE

Inspired by the sophisticated curved shapes of Jade stones. Its geometric lines precisely define the metal structure of this chair, harmoniously enveloping the backrest and seat.



2330



This alternative version features a longer, curved backrest. Its metal structure runs throughout the piece, providing a sense of lightness and visual balance. This makes it a perfect option for integrating into any setting.

HEMSON



Sleek design that stands out for its lightness, combining functionality and ergonomics. In its two versions, with and without arms, the metal frame once again outlines the shapes of the seat and backrest, thus enhancing the beauty of its lines.



2338



2339



EXPLOSION OF COLOUR

This collection features vibrant colours that bring any space to life, creating an unforgettable experience.





O R B I T



With a unique style that fuses elegance and futurism, this chair is the perfect choice for avant-garde environments. Its distinctive ellipsoidal backrest evokes celestial bodies tracing orbits in space.



MERY



2328-06



Its enveloping backrest, divided into two pieces, is inspired by the soft and organic shapes of a ladybug's shell. The seat integrates elegantly into the legs, creating a chair with a unique and distinctive personality.

PAUL



Perfect for all types of decor. Its minimalist design with a Nordic style merges traditional wood craftsmanship with a clean, refined aesthetic, creating a timeless piece that offers both durability and beauty.

TULIP



2327



2335

A contemporary and elegant piece formed by a curved backrest reminiscent of a tulip petal. It stands out for its ergonomic shapes, ideal for achieving user comfort.

SUAD



2326-02



2326-06



Its design emerges from the soft curves and plush volumes that harmoniously combine with a structure that visually distributes the weight in a balanced way.

This combination of elements gives it a unique personality, conveying a welcoming sense of comfort. It is perfect for spaces aiming for a cosy design, where every detail invites relaxation.

LEG



2322

With rounded legs that enhance the natural beauty of the wood, this armchair gives a sensation of visual weightlessness by elevating the curved and organic volume of the furniture's body.



DEVON



9424-S



This design embodies the essence of ergonomics and modernity. Exhibiting an avant-garde aesthetic, its meticulously calculated and proportioned shapes not only captivate the eye but also provide an exceptional level of comfort and ease.

TWIST



2323



The backrest is held between two side metal discs, creating an illusion of balanced suspension.



BOSCO



With an ergonomic and functional design, this piece features two bases of varying thicknesses in wood and metal. It stands out for its rounded forms, which provide a sense of comfort.



9287



9287-06



CORRA



2332-02



2332-06



This product family, inspired by Nordic essence, plays with curved and organic shapes, combined with legs of varying thicknesses in wood or metal.

Its functional and dynamic design can furnish multiple spaces, thanks to an extensive collection of chairs, armchairs, stools, and lounge chairs.

ARYA

The playful design of this piece features direct and bold shapes, making it perfect for colourful and cheerful spaces.



TM LEADER CONTRACT

INDIVIDUALITY

Each model has a strong personality, defying monotony to transform every space into something one-of-a-kind.



CHERRY



2334

The Cherry armchair is a fun and versatile option for any space, with the possibility to combine different pieces from the series to create a dynamic and flexible environment.



RIPPLE



2325-02



2325-06



The electrifying colour of the upholstery of this armchair, combined with a curved design, creates a sensation of visual lightness by elevating and enhancing the curved and organic shapes of the furniture's body.

The armchair is available in two different options: with rounded legs that enhance the natural beauty of the wood, or with light metal legs that create a sensation of weightlessness and visual lightness.

TULIP



2336



Elegant design with soft shapes and a slightly curved backrest. A perfect armchair to add a bold and striking touch to any space.



SAUL



9417-B



Based on contemporary style, it stands out for its rounded shapes that provide a sense of warmth. Its thin legs made of steel tubing accentuate the freshness of this design.

SWING



2324



Inspired by a swing, this armchair features a distinctive backrest elegantly supported by two metal discs on the sides, creating the illusion of balanced suspension and adding a touch of sophistication.

ZARINA



2329

A captivating fusion of traditional and contemporary elements. The warmth of the wood combines with modern lines. With a timeless design, it seamlessly integrates into both classic and contemporary settings.



CORA

JADE



7332-06

Stands out for its curved and organic shapes. Its construction achieves a functional and straightforward design, ideal for adapting to various spaces thanks to its multiple customization options.



7330

A light metal frame runs along the backrest and seat, extending into sleek legs that give the whole piece a sense of visual lightness and create a remarkable balance in its design.

ORBIT



7310

Its ellipsoidal backrest evokes space, combining elegance and futurism. Its curved shape provides ergonomic support while adding an avant-garde touch to any environment.

PAUL



7327

Functional and attractive design. A piece that adapts to any space thanks to its versatility. The harmony in the joining of its parts, along with its rounded finishes, provides a cosy feeling.

ALDRIN



The shapes of this lounge chair are inspired by astronaut suits. A design with bold contours, carefully studied to ensure a unique comfort experience.

CONRAD



9427



Embracing a futuristic style, its elegant hourglass silhouette and suspended seat create an impression of weightlessness. The enveloping design offers a sense of security and warmth.

CORRA



9332-02



9332-06



This design, with its Nordic essence and featuring curved and organic shapes, stands out for its simplicity and functionality. The legs, available in both wood and metal, add a touch of playfulness and vitality.

Its various customization options make this lounge chair the perfect choice to meet a wide range of aesthetic and practical needs, easily adapting to many spaces.



DENVER

This striking model features a large rounded seat and a backrest with curved shapes that ergonomically adapt to users. It will make any space stand out while providing a cosy and inviting feel.



9425-S




9425-L



TM LEADER CONTRACT

INSPIRING FURNITURE

**Taking innovation a step further.
Giving new life and meaning to what
already exists.**



D
E



This piece fuses the organic with the modern, creating perfect harmony between nature and innovation. The sinuous and undulating design of these lounge chairs provides an incomparable sense of well-being.



SAND



9439



9439-06



Inspired by the fluid movement of desert sand sculpted by the wind. This lounge chair, available in wood and metal, is extremely versatile for spaces that value warmth and comfort as well as more sophisticated and minimalist settings.

LEG



9431

Its impactful presence and bold design challenge aesthetic conventions. With meticulous attention to detail, this lounge chair makes a statement, adding character to any setting.



MISO



9440



A design that masterfully combines curved and straight lines, generating a sense of serenity. Additionally, the ingeniously separated backrest bar makes it easy to move the lounge chair.





PAD

The design focuses on the shape of its cushions, with the arms and backrest also acting as space dividers. This allows for arranging pieces to face each other or align in sets, expanding configuration possibilities.



PEACH

This model captures the essence of delicacy through simple geometric shapes. Its clean lines and pure forms create a minimalist aesthetic that seamlessly blends into any environment.



RIPPLE



9430-02



9430-06



Inspired by the shapes of mollusc and insect shells, its distinctive backrest offers a unique visual experience, evoking the feeling of being embraced by nature.

With finishes in both wood and metal, this lounge chair provides an unparalleled sense of comfort and security, ideal for unwinding and escaping the hustle and the frenetic pace of everyday life.

SWING



9429



The backrest is elegantly supported by two metal discs on either side, creating the illusion of balanced suspension. This feature, reminiscent of a swing, adds a touch of sophistication.

RONDA

SWAN



9393



A lounge chair that stands out for its construction inspired by the simplicity of spherical shapes. A modern and functional design that perfectly complements communal spaces and environments.



948

The voluminous body contrasts with the thin metal base, which supports and elevates the piece from the floor, creating a weightless effect. Its inclined arms convey a pleasant sense of spaciousness and elegance.



SAUL



9417-A



A design characterized by the combination of its curved shapes and the height of its backrest. A model designed to add a touch of sophistication and comfort to any space.





MIAMI

954



A minimalist sofa with clean lines, the perfect piece for creating elegant and timeless spaces. Its design brings a fresh and modern style without compromising on comfort.



PEBBLE


966



Inspired by river stones, naturally and whimsically grouped, this sofa fuses natural elegance with modern functionality. Its organic design evokes a sense of harmony and freshness, much like nature itself.

REVOLUTIONARY SPACES

We break the barriers of traditional design,
paving the way for the future.





EVAN

962



Inspired by the natural beauty of wood, its structure is formed by robust cylindrical wooden bars that not only support the structure but also highlight the essence and quality of the material.



TEO

878



Featuring straight lines, this design adds a modern and timeless touch. Its tubular base imparts a sense of lightness, while the rectilinear structure allows for versatile modular configurations and various compositions.



SUSHI

959



Ideal for common areas where space organization is key, this design allows modules to be oriented in multiple directions. Its backrest supports versatile configurations, and its arms serve as dividers, enabling a range of creative arrangements.



SWAN

948



A versatile piece that allows you to experiment with various upholstery colours and fabrics, enhancing contrast with different leg finishes. Perfect for contemporary living rooms where a bold and striking design is desired.

SUSHI

959

A modular composition with contours drawn by alternating curved and straight lines that run through the piece, shaping volumes with an organic and dynamic appearance.





This sofa is ideal for those seeking a versatile piece, capable of being configured and adapted to suit any space.

Each unit can be arranged in various ways, inviting creativity in seating arrangements.



PEBBLE

966

Its organic and fluid design evokes the serenity and freshness of nature, offering a unique visual experience and enriching any environment with its natural and relaxing aesthetic.





The modules appear to barely touch, creating a visual dynamic that transforms any space into a refuge of style and harmony.



Each module can be combined in various ways, fostering creativity in both arrangement and colour selection.





AROX

967

This sofa bed features a horizontal trundle mechanism, perfect for use as two single beds or one double bed. The design of the arms and backrest adds a fresh touch to the overall look.



MAMBA

910

With its compact design, it is ideal for bolder projects. The thick piping along the arms and backrest outlines the shapes and adds a touch of dynamism to the sofa bed.





PERSEO

941

An exquisite combination of elegance and comfort. Its slightly inclined armrests and padded backrest provide ideal ergonomic support, while the wooden details on the sides add a touch of sophistication.



SOLVI

912

A sofa bed design with a straight and geometric appearance. The buttons on the backrest create a cushioned effect reminiscent of the 1950s, perfect for creating vintage-style environments.



ASTER

Its aerodynamic design evokes the image of a satellite orbiting the Earth. The soft yet firm seat padding combines with the warmth of the wooden legs, providing stability and cohesion to the design.



CHERRY



A versatile and playful choice, ideal for crafting dynamic spaces by either combining the pieces or using them individually.



PIO

A design with contours drawn by alternating curved lines that run across the piece, adding personality and dynamism without compromising on comfort.



2337



FUNGI

Inspired by the soft and spongy texture of mushrooms, its top resembles a mushroom cap while its cylindrical legs widen like a mushroom stem, offering a comfortable and unique seating experience.



9437



GUMMY



The attached metal sheet that rises to serve as a side table creates a contrast of textures and materials, culminating in a cohesive and functional design experience.



9434

NOVA



9435



Inspired by the burst of a new star, the two side legs extend to form the core: a padded, gently rounded structure that appears to hover above the floor.



NUN

With an upholstered seat and wooden base, this sculptured piece is perfect for adding a distinctive character to any setting.



1159

SAGIR



This pouf boasts an ideal form, effortlessly adapting to any space while providing exceptional comfort.



SAKI

A cubic pouf with highlighted edges in the upholstery, accentuating the geometry of the piece. Perfect for arranging in groups.

BARRY

This table stands out for its refined structure. Available in two heights, it offers an ideal solution for hospitality projects.



1103-01



1103-03

NUN

This sculptural piece of solid wood, with great decorative value, is perfect for avant-garde interior design projects where aesthetics play a crucial role.



1160

MOSU

A cutting-edge design featuring a base composed of two cylinders with rounded edges, joined in a delicate balance to form the table's body.



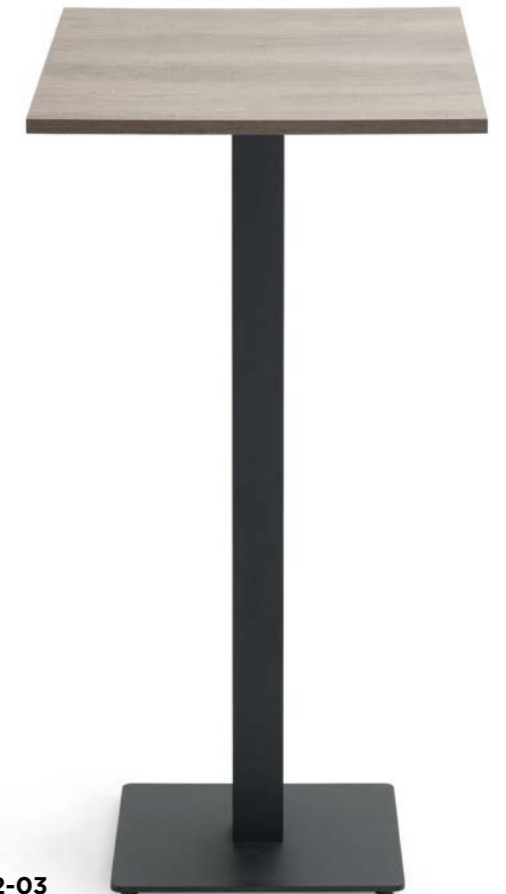
1134-01

RAY

An ideal table for use in bars and cafes. Available in two heights, it features straight lines in both the base and top.



1071-01



1072-03

LEXA



1154-01

Practical and functional, a great option for hospitality projects. Characterized by its cross-shaped metal plate base.

ZEN

An original table that stands out for its rounded shapes. Available in various heights and a wide range of colours and finishes.



1086-01



1086-03

CELL



1130

With a wooden surface featuring rounded edges and an irregular silhouette supported by four cylindrical legs of varying thicknesses, this table, with its organic shape, pays homage to the cell as the basic unit of life.



MITO



1133

Inspired by mitosis, like two independent yet connected units, the wooden tops join at the center and are supported by two legs each, creating a solid structure and harmonious visual balance.



UMBRA



1128-M



1128-S

The circular wooden tops visually contrast with the three legs they rest on. The design is unified by rounded edges, blending curved forms with pronounced lines.



1128-L

Available in three sizes, these auxiliary tables offer great versatility for various combinations.

DAIKIRI

Inspired by the cocktail of the same name, this table offers two heights and an elegant design, with a solid wooden base that guarantees stability and durability.



Its surface and base are connected by a metal plate, creating a modern and attractive visual effect.

MOSU

Composed of a rounded-edge cylinder connecting the circles of the base and top, like an interaction between matter and the force that holds it together.



1134-05

LUNA



1126

Inspired by the moon in its crescent phase, the two circular surfaces, arranged at different heights, simulate the alignment of an eclipse.



RIALTO



1131

Featuring a wooden tray that appears to balance on a metal rod, creating an interesting effect of weightlessness.

VOLTA



1129

Its circular shape and rounded edges create a sense of fluidity and balance, resulting in a perfect blend of functionality and design.

ARES



1110


A fresh design, composed of a sturdy top and a series of straight rods connected to two rings. It is perfect for adding a striking touch to any environment.

PAD



1157-S

Featuring four metal legs attached to a frame, with a rounded-edge top seamlessly integrated into the structure, this design achieves a sleek and modern look.



1157-L

HELA



5101

Its elegant vertical padded lines add a touch of sophistication to the room.

RIZZA



5106

The ideal option for those seeking a bold and functional decorative element.

NEKA



5102

Minimalist style that brings a touch of energy and modernity to any bedroom.

SURI



5105

Clean and curved lines provide a modern and contemporary touch.



RINA

5201


Equipped with metal legs for stability and durability. Its timeless and refined design makes it a perfect choice for any traditional bedroom.



SKAI

5203

With its modern and elegant style, this design introduces a contemporary touch that effortlessly complements any bedroom decor, highlighting both simplicity and functionality.



COLOR

DESIGN

HARMONY



SUSTAINABILITY

Certifications of Excellence

We manufacture locally, strictly adhering to standards and certifications: ISO 14001, ISO 14006, ISO 9001, and ISO 45001. These certifications ensure that our practices not only meet international regulations but also reflect our commitment to environmental excellence and quality.

Responsible Use of Materials

We use materials responsibly, ensuring that the wood we source comes from controlled and reforested forests certified by the FSC® seal. This certification guarantees responsible forest management, preserves biodiversity, and supports long-term sustainability.

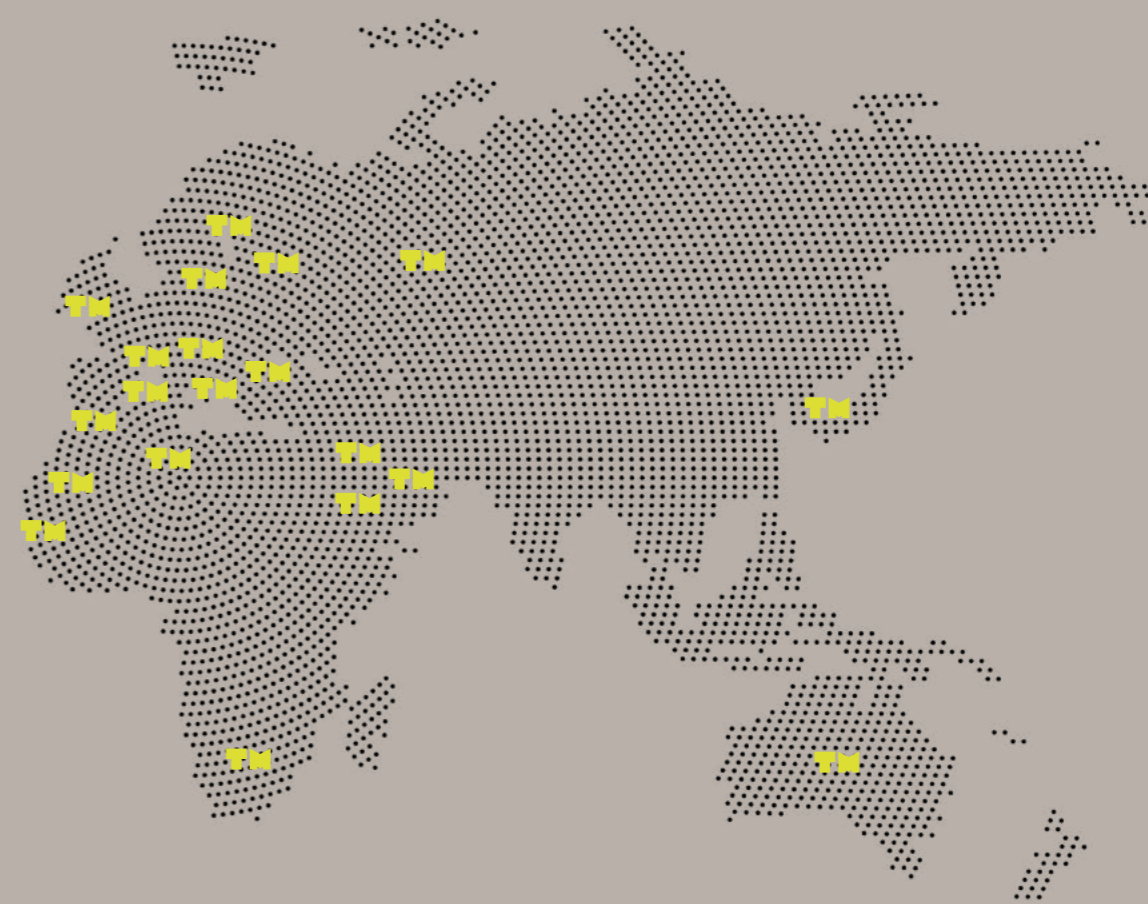
Commitment to the Environment

Each year, we establish and review specific goals to minimize waste generation, resource consumption, and energy use. Our aim is to reduce our environmental impact to the greatest extent possible. This ongoing process of improvement enhances our environmental efficiency and helps lower our ecological footprint.

Innovative Manufacturing Techniques

We employ innovative and responsible manufacturing techniques to minimize environmental impact. By optimizing material usage and adopting clean technologies, we set and review specific goals each year to continuously improve our practices.

EXPLORING



NEW

HORIZONS

www.tmleadercontract.com



(+34) 968 753 136 - tm@tmleadercontract.com
Autovía A-33 Salida 61. Yecla, Murcia (30510) España.

f in @

FOLLOW US
[@tmleadercontract](#)

